




DT ProFab

PERFORMANCE SUSPENSIONS


**DTPO2041-01 94-97
SWAY BAR CONVERSION KIT**

1. Cut and remove the factory sway bar mounts from the lower spring buckets. (mounts can be cut with a sawzall and a good quality blade)

Passenger side spring bucket



2. Cut a notch in the passenger side spring bucket gusset as shown in the following photos. Some grinding will be necessary for a flush fit of the new DT ProFab tabs.



driver side spring bucket



3. Notice one of the new tabs will be bent. The bent tab is for the passenger side and it will point out towards the front passenger side tire. (see photo)




4. Test fit both new tabs. (the back edge of each tab may need to be beveled to allow a flush fit) When you are satisfied with the fit, tack weld the tabs in place.

5. Your OEM sway bar may need to be drilled out. Measure the bolt holes at each end of the sway bar. The holes need to accommodate a 9/16" bolt.

6. Connect your new sway bar links to the OEM sway bar and to your new mounting tabs. For a stock height truck adjust the links to be as short as possible.

7. Once you confirm proper fit and function, fully weld the new sway bar tabs in place.



WARRANTY

Thank you for your purchase of a DT PROFAB product. We appreciate your business.

IMPORTANT INFORMATION:

Notice to Owner Operator, Dealer and Installer:

Please make sure your Dealer/Installer explains and delivers all warning notices, warranty forms and instruction sheets included with DT PROFAB product. DT PROFAB reserves the right to update as necessary, without notice, and will not be held responsible for misprints, changes or variations made by vehicle manufacturers.

Please note that certain mechanical aspects of any suspension lift product may accelerate ordinary wear of original equipment components. The installation of certain DT PROFAB products may void the vehicle's factory warranty as it pertains to certain covered parts; it is the consumer's responsibility to check with their local dealer for warranty coverage before installation of any DT PROFAB product.

Warranty and Return policy:

DT PROFAB warrants its full line of products to be free from defects in workmanship and materials. DT PROFAB's obligation under this warranty is limited to repair or replacement, at DT PROFAB's option, of the defective product. **Any and all costs of removal, installation, freight or incidental or consequential damages are expressly excluded from this warranty.** DT PROFAB is not responsible for damages and/or warranty of other vehicle parts related or non-related to the installation of DT PROFAB product. A consumer who makes the decision to modify his vehicle with aftermarket components of any kind will assume all risk and responsibility for potential damages incurred as a result of their chosen modifications. Warranty coverage does not include consumer opinions regarding ride comfort, fitment and design. Warranty claims can be made directly with DT PROFAB or at any authorized DT PROFAB dealer.

Claims NOT Covered Under DT PROFAB Warranty

- Parts subject to normal wear, to include bushings, bump stops, ball joints, heim joints
- Coating Finish after 90 days
- Discontinued products at DT PRODUCTS, INC/DT PROFAB discretion
- Bent or dented product
- Leaf or coil springs used without proper bump stops
- Products with evident damage caused by abrasion or contact with other items
- Damage caused as a result of not following recommendations or requirements in the installation manuals
- Products used in applications other than listed in DT PROFAB's catalog
- Components or accessories used in conjunction with other manufacturer's systems
- Warranty claims without *Proof of Purchase* DT PROFAB accepts no responsibility for any altered product, improper installation, lack of or improper maintenance, or improper use of our products.



DT PRO FAB
Information & order Info
www.dtprofab.com
Email at sales@dtprofab.com
Phone 928.776.4129